




# Communication dongles

Please find the compatible communication devices below. In case it is compatible, the table displays the minimum firmware version required.

			Wi-Fi			LAN		LAN+Wi-Fi	4G	Bluetooth
										
Product number			GA10081-22-00P	GA10081-38-00P	GA10081-44-00P	GA10081-37-00P	GA10081-51-00P	GA10081-69-00P	GA10081-54-00P	-
Interface			5-pin	USB	USB	5-pin	USB	USB	USB	USB
Grid-Tie Inverters	Series	Prod. Date	-	ARM 01	ARM 01	-	ARM 06	ARM 19	ARM 14	-
	XS	-	-	ARM 01	ARM 01	-	ARM 06	ARM 19	ARM 14	-
	N-XS	-	-	ARM 01	ARM 01	-	ARM 06	ARM 19	ARM 14	-
	NS	-	ARM 01	-	-	ARM 06	-	-	ARM 14 <sup>1</sup>	-
	DNS	-	ARM 01	-	ARM 01 <sup>1</sup>	ARM 06	-	ARM 19	ARM 14 <sup>1</sup>	-
	T-DS	-	-	ARM 01	ARM 01	-	ARM 06	ARM 19	ARM 14	-
	MS	2010 - Jun 2021 Jul 2021 - ongoing	-	ARM 01	ARM 01	-	ARM 06	ARM 19	ARM 14	-
	SDT	-	ARM 01	-	-	ARM 06	-	-	ARM 14 <sup>1</sup>	-
	SDT G2	2010 - Jun 2021 Jul 2021 - ongoing	-	ARM 00	ARM 00	-	ARM 05	ARM 13	ARM 09	-
	GEP-PSB	-	-	ARM 00	ARM 00	-	ARM 07	ARM 12	ARM 09	-
	GEP-PSC	-	-	ARM 01	ARM 01	-	ARM 06	ARM 19	ARM 14	-
	SMT	-	-	ARM 00	ARM 00	-	ARM 07	ARM 12	ARM 09	-
	MT	-	ARM 01	-	ARM 01 <sup>1</sup>	ARM 06	-	ARM 19	ARM 14 <sup>1</sup>	-
	HT (1100 V)	-	-	ARM 00	ARM 00	-	-	-	ARM 03	ARM 03
HT (1500 V)	-	-	-	-	-	-	-	-	ARM 00	
Storage Inverters	ES	2010 - Oct 2020 Nov 2020 - ongoing	ARM 00	-	ARM 00 <sup>1</sup>	ARM 13	-	ARM 15 <sup>1</sup>	-	ARM 12 <sup>1</sup>
	ESA	-	ARM 12 <sup>2</sup>	-	ARM 12	ARM 13 <sup>2</sup>	-	ARM 15	-	ARM 12
	EM	-	ARM 00	-	ARM 00 <sup>1</sup>	ARM 13	-	ARM 15 <sup>1</sup>	-	ARM 12
	ET	2010 - Oct 2020 Nov 2020 - ongoing	ARM 07	-	ARM 07 <sup>1</sup>	ARM 12	-	ARM 20 <sup>1</sup>	-	ARM 12 <sup>1</sup>
	BT	2010 - Nov 2021 Dec 2021 - ongoing	ARM 14 <sup>2</sup>	-	ARM 14	ARM 12 <sup>2</sup>	-	ARM 20	-	ARM 12
	EH	2010 - Nov 2021 Dec 2021 - ongoing	ARM 07	-	ARM 07 <sup>1</sup>	ARM 12	-	ARM 20 <sup>1</sup>	-	ARM 12 <sup>1</sup>
	BH	2010 - Nov 2021 Dec 2021 - ongoing	ARM 14 <sup>2</sup>	-	ARM 14	ARM 12 <sup>2</sup>	-	ARM 20	-	ARM 12
	SBP	-	ARM 00	-	ARM 00 <sup>1</sup>	ARM 13	-	ARM 15 <sup>1</sup>	-	ARM 12 <sup>1</sup>
	EHB/GEH	-	-	-	ARM 14	-	-	ARM 14	-	ARM 12

<sup>1</sup> Inverter has a 5-pin interface. To connect the USB dongle, it is necessary to unscrew the attached dongle and replace it with a 5-pin to USB adapter.

<sup>2</sup> To use the 5-pin dongle, it is necessary to unscrew and detach the USB interface.